

46 4x100m Medley Mixed Final

Official

Entries Heats Summary

Total

Rank	Competitor	Age	Club	RT	PTS	Result
1	Coast Swimming Club A	13	Coast Swi...	0.61		3:46.61 Entry: 3:47.46 (-0.85)
	Amber George	19 (0.61)	14.62	29.79	58.97	
	Sam Brown	20 (0.27)	15.67	31.98	1:59.84	
	Helena Gasson	29 (0.56)	14.42	30.48	2:57.49	
	Cameron Gray	21 (0.42)	12.59	25.55	3:46.61	
2	North Shore Swimming Club A	13	North Shor...	0.56		3:50.60 Entry: 3:47.46 (+3.14)
	Cooper Morley	20 (0.56)	13.34	26.92	53.05	
	Blair Helms	22 (0.29)	15.61	32.17	1:54.04	
	Ania Maritz	16 (0.40)	15.39	33.84	2:57.41	
	Chelsey Edwards	23 (0.01)	13.44	27.35	3:50.60	
3	United Swimming Club A	13	United Swi...	0.66		3:57.40 Entry: 3:58.72 (-1.32)
	Alex Champion	18 (0.66)	15.45	31.94	1:02.98	
	Hara Hughes	18 (0.26)	16.04	33.02	2:05.13	
	Ryan Peck	18 (0.20)	13.49	28.57	2:58.51	
	Kayla Knight	15 (0.52)	14.51	30.35	3:57.40	
3	South Australia A	13	South Austr...	0.60		3:51.60 Entry: 3:53.52 (-1.92)
	Clancy Luscombe (V)	19 (0.60)	14.02	28.30	55.95	
	Harrison Biddell (V)	19 (0.25)	15.44	32.01	1:56.81	
	Brittany Castelluzzo (V)	23 (0.13)	14.89	30.88	2:55.10	
	Madeleine Trumble (V)	18 (0.23)	14.20	29.01	3:51.60	
4	Swimming Queensland A	13	Swimming ...	0.61		3:56.47 Entry: 3:57.75 (-1.28)
	Lincoln Wearing (V)	14 (0.61)	14.12	28.77	56.97	
	Georgia Edwards (V)	15 (0.38)	17.69	36.29	2:06.08	
	Ethan Slatter (V)	16 (0.27)	13.71	28.56	2:59.89	
	Siena Gibson (V)	15 (0.33)	14.19	29.05	3:56.47	
5	Swimming Queensland B	13	Swimming ...	0.59		3:56.77 Entry: 3:58.95 (-2.18)
	Ruby Boxall (V)	16 (0.59)	15.59	31.97	1:02.95	
	Oscar Kolenbet (V)	15 (0.30)	16.22	33.37	2:06.23	
	Jake Tysoe (V)	16 (0.16)	13.38	28.65	3:00.37	
	Mena Bertinato (V)	14 (0.32)	14.32	28.83	3:56.77	
7	Coast Swimming Club B	13	Coast Swi...	0.60		3:57.73 Entry: 3:58.69 (-0.96)
	Savannah-Eve Martin	18 (0.60)	14.98	31.03	1:01.05	
	Blake Faleafa	18 (0.30)	16.28	33.71	2:04.91	
	Sam Kenny	18 (0.27)	14.12	29.41	3:00.43	
	Zyleika Pratt-Smith	20 (0.29)	14.35	29.46	3:57.73	
8	South Australia B	13	South Austr...	0.66		4:00.47 Entry: 3:55.02 (+5.45)

Ellysia Oldsen (V)	28	(0.66)	15.59	31.87	1:03.27
Fletcher Luscombe (V)	22	(0.27)	16.52	34.19	2:07.93
Ryan Clifford (V)	19	(0.36)	14.51	29.75	3:04.31
Molly Walker (V)	19	(0.13)	14.21	28.87	4:00.47


9  Hamilton Aquatics A

13  Hamilton Aq... 0.66

4:02.00
Entry: 3:59.05 (+2.95)

Ethan MacDonald	17	(0.66)	13.98	28.25	55.63
Gina McCarthy	22	(0.33)	18.17	37.27	2:05.80
Orlando Hardie	16	(0.06)	13.89	29.81	3:01.54
Ariella Riley	16	(0.46)	15.31	31.10	4:02.00

10  Vikings Swim Club Inc A

13  Vikings Swi... 0.63

4:02.28
Entry: 4:00.70 (+1.58)

Harrison James	17	(0.63)	13.88	28.50	56.17
Hannah King	18	(0.51)	18.91	39.72	2:11.36
Sarah Wilson	21	(0.51)	15.27	32.84	3:13.29
Christopher Elson	26	(0.39)	12.56	25.19	4:02.28

11  Nelson South Swim Club A

13  Nelson Sou... 0.65

4:04.15
Entry: 4:00.62 (+3.53)

William Seymour	18	(0.65)	13.69	28.58	56.17
Oliver Morton	18	(0.22)	16.04	33.60	1:59.18
Brooke Swan	17	(0.36)	15.74	32.87	3:00.30
Macey Yeo	15	(0.22)	15.97	33.22	4:04.15


12  New Caledonia

13  New Caled... 0.65

4:05.32
Entry: 4:10.00 (-4.68)

Lusia Laa Ah Scha (V)	14	(0.65)	16.33	33.21	1:05.47
Renzo-Eden Mufana (V)	15	(0.39)	16.34	33.52	2:09.40
Noa Douillard (V)	15	(0.46)	14.61	30.58	3:07.94
Ines Kieffel (V)	17	(0.44)	14.41	29.36	4:05.32


13  New Caledonia

13  New Caled... 0.66

4:08.54
Entry: 4:10.00 (-1.46)


Clara Delunel (V)	15	(0.66)	16.74	34.17	1:07.43
Yaron Nodanche (V)	15	(0.45)	16.81	34.20	2:12.71
Loann Cayuela (V)	17	(0.48)	14.19	29.72	3:09.62
Camille Jarcet (V)	15	(0.28)	14.83	30.20	4:08.54

14  Neptune Swim Club A

13  Neptune S... 0.72

4:11.79
Entry: 4:20.22 (-8.43)


Tom Gold	21	(0.72)	14.76	31.21	1:00.80
Yigit Celik	24	(0.39)	18.10	38.46	2:13.28
Esme Paterson	22	(0.29)	15.15	31.91	3:13.99
Ruby Heath	24	(0.11)	14.77	29.80	4:11.79


15  Nga Tai Tuatea a Taraika Sw...

13  Nga Tai Tu... 0.56

4:17.10
Entry: 4:17.99 (-0.89)

Isabelle Hunt	15	(0.56)	16.93	33.86	1:06.38
Thomas Logger	20	(0.48)	17.14	36.17	2:14.24
Curtis Mellsop	21	(0.04)	14.56	30.11	3:10.86
Ashleigh Goffe	13	(0.62)	16.19	34.35	4:17.10

16  Wharenui Swim Club A

13  Wharenui S... 0.71

4:17.14
Entry: 4:01.27 (+15.87)

Bridie Quayle	16	(0.71)	16.03	32.11	1:03.70
Sam McAlister	16	(0.31)	17.62	36.74	2:13.05
Sophia Molnar	17	(0.60)	16.36	35.86	3:20.44
Matthew Cleverly	17	(0.06)	14.17	29.14	4:17.14


17  St Paul's Swimming Club A

13  St Paul's S... 0.71

4:17.77
Entry: 4:20.32 (-2.55)

Lani Jarrett	15	(0.71)	16.88	34.12	1:07.48
John Park	16	(0.58)	17.05	35.50	2:14.45
Emma Fletcher	16	(0.52)	17.07	37.60	3:24.16
Caighn Boonen	16	(0.80)	13.46	27.51	4:17.77


18  **Jasi Swim Club A**

13  Jasi Swim ... 0.66

4:18.33
Entry: 4:14.94 (+3.39)

Isabella Parmenter	19	(0.66)	17.03	35.21	1:09.64
Curtis Shanks	17	(0.12)	16.97	35.47	2:16.81
Vivienne Shaw	16	(0.26)	17.17	36.18	3:24.39
MunChi Jager	16	(0.13)	13.17	27.58	4:18.33


19  **Tahiti A**

13  Tahiti 0.69

4:36.56
Entry: 4:01.37 (+35.19)

Raiyani Bourne (V)	15	(0.69)	17.47	38.06	1:13.42
Oscar Busset (V)	15	(0.54)	19.33	40.31	2:30.01
Toki Temaiana (V)	15	(0.49)	15.59	32.65	3:31.59
Vaihau Taumihau-Gatien (V)	16	(0.46)	16.80	33.36	4:36.56

-  **North Canterbury Swim Club...**

13  North Cant... 0.64

DSQ

Bella Ealam-Smith	16	(0.64)	16.95	35.62	1:09.04
Colbie Gibson	15	(-0.88)	19.62	40.91	2:25.22
Jake Cadigan	17	(0.17)	16.21	34.12	3:29.44
Robert Thompson	16	(0.35)	13.99	28.49	4:24.81

-  **Kiwi ASC A**

13  Kiwi ASC 0.57

DSQ

Neo Salomonsson	15	(0.57)	14.39	29.64	58.27
Olivia McBride	15	(0.25)	19.35	40.15	2:14.52
William McFarlane	16	(0.12)	15.96	33.50	3:18.38
Abby McBride	15	(0.37)	15.72	32.03	4:20.08

-  **Tawa Swimming Club A**

13  Tawa Swim... 0.66

DSQ

Lucas Commerford	15	(0.66)	15.02	31.19	1:01.53
Frederick Mills	14	(0.53)	18.62	39.80	2:17.23
Ruby Conway	15	(-0.24)	17.47	36.73	3:25.65
Piper Rogers	16	(0.43)	15.77	32.03	4:27.58